



2017 Wedding Photography Brochure



Working with me

My goal on your wedding day is simple: to remain behind the scenes to creatively capture the natural moments of your day & to provide minimal direction, only where necessary, to orchestrate beautiful images that remain with you for a lifetime.

With each & every wedding I strive to provide my clients with the type of imagery they require, not all couples are the same, & thus the types of images that you require is discussed & planned before your big day.

My package options are flexible & can be tailored to suit whatever you have in mind. They also include optional add-ons for extra coverage to cover the speeches & first dance & optional second shooter.







Wedding Albums

Hand made in Italy

Lifetime Warranty

3D previews of book design

Online proofing of layout/spreads






My Style

Being incredibly passionate about making my clients shine on their wedding day, whilst producing the most memorable stories is why I became a photographer. My wedding photography style mixes photojournalism with a touch of directional influence, producing incredibly natural, yet creatively classy wedding photographs. Having a fun and relaxed approach to the day helps too!







The benefits of two photographers

While I remain the primary photographer on your wedding day, if you opt to add a second shooter to your package, my assistant photographer will shoot throughout the day but without giving direction. Her role is to assist me with lighting while capturing those additional candid moments.

She is great with people, fun to work with & has an eye for details, she is in tune with my style & I work with the same second shooter to ensure consistency in the quality of the photos we produce. Having two shooters allows us to split up for parts of the morning coverage where necessary so we can cover both the bride & groom preparations in the morning.





Location shooting

Where possible, I try to shoot in multiple locations, shooting quickly & moving onto the next, it adds variety in the final set of wedding day images which work well in storybook album spreads...





Wedding day tips...

Let hair & makeup know you would like to be getting into your dress at a certain time, say 1 hour before the ceremony time, that way they have a schedule to work towards and you'll have time for those important bride getting ready images & to open a bottle of bubbly with your family.

Leave all the personal items you will be wearing on your wedding day in a single location the night before, this helps the photographer get a quick start on photographing your details.

Consider which room you will be getting your hair & makeup done in, sometimes a larger sitting room or even kitchen is a better option than a small bedroom.

For winter weddings, schedule your ceremony time no later than 1pm, with reduced daylight, anything later can reduce the amount of time you will have for scenic photos as it can begin to get dark at 4:30pm.

Ensure you & your bridesmaids have an extra layer to wear for outdoor images, something to keep you warm which can be taken off/on during photos.

Have a sandwich or two in your wedding car, you'll be quite hungry after the ceremony & a quick bite to eat can help keep your energy flowing.





The Photo Editing Process

My background in commercial photography provides me with additional editing skills which I put to good use for wedding images. Each & every image is individually hand edited with a light touch to ensure they are album & print ready.

Typically I take 5-6 standout images from your day and spend the extra time to give them a signature edit to really showcase the images at their very best.



Final image delivery of your digital copies will be in logo free small size & full size high resolution. The full size image files are 36megapixels each & allow for extremely large prints.



*with the greatest of care...
B&W image editing with a tonal
seperation process...*








Choosing a wedding photographer

Can sometimes be a difficult task with so many different styles and package options available. My advice is to look through their images and get a feel for the style of images they produce but more importantly, ask to meet with them in person, get a feeling for who they are and what they are about. Ask to see sample wedding albums, feel free to pick up the phone and give them a call to chat about your day and the packages they offer.

Consider your budget and choose the amount of coverage that you feel comfortable with. I'm more than happy to have a chat with you and outline how a typical wedding day unfolds from a photography point of view and answer any questions you may have.





Booking Process


A booking deposit secures your wedding date, details of same are provided via email once your booking is confirmed. A pre wedding meeting is scheduled in the run up to your wedding date, normally about 4 weeks before your wedding where we meet & discuss the detailed plan/timeline for your day. You may expect your fully edited images 3-4 weeks after your wedding date & wedding album orders (if opting for an album) take on average 5 weeks to be manufactured & shipped from Italy.



Gerard Conneely Wedding Photography, Oughterard, Co. Galway



Email: gerard@gerardconneelyphotography.com



Mobile: 0872295675