

Name: _____

Date: _____

Kindergarten Comparing Fractions Worksheet

Look at the fractions and decide which one is bigger or if they are the same. Use $>$, $<$, or $=$ to compare them. Color the bigger fraction if needed!

Section 1: Circle the Bigger Fraction

1. $\frac{1}{2}$ or $\frac{1}{4}$

2. $\frac{3}{4}$ or $\frac{1}{4}$

3. $\frac{2}{3}$ or $\frac{1}{3}$

4. $\frac{1}{2}$ or $\frac{3}{4}$

Section 2: Compare Using $>$, $<$, or $=$





1. $\frac{1}{3}$ _____ $\frac{1}{2}$

2. $\frac{2}{4}$ _____ $\frac{1}{2}$

3. $\frac{3}{4}$ _____ $\frac{2}{4}$

4. $\frac{1}{2}$ _____ $\frac{1}{2}$

Section 3: Color the Fraction with More Parts

-  One circle is split into 2 equal parts, and 1 part is shaded.
-  One circle is split into 4 equal parts, and 1 part is shaded.
-  One rectangle is split into 3 parts, and 2 parts are shaded.
-  One rectangle is split into 3 parts, and 1 part is shaded.