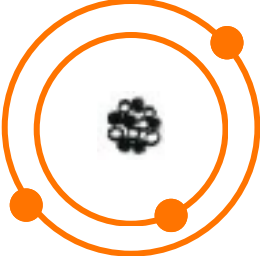
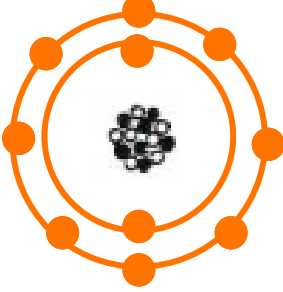
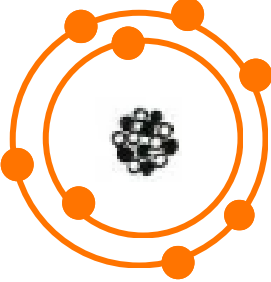
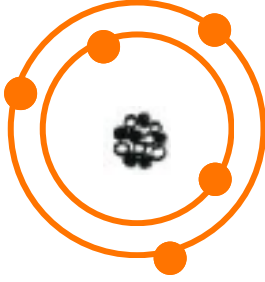
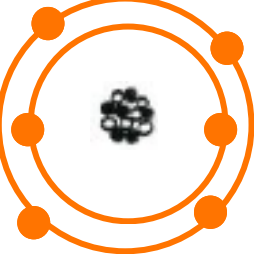
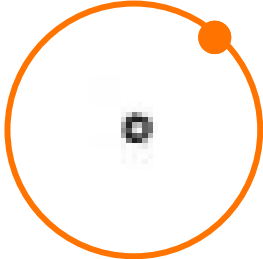






Atomic Structure Worksheet

Identify the element represented by each model diagram below and write the name of element next to it. You may need the periodic table help to find out

	<input type="text" value="1"/> <input type="text"/>		<input type="text" value="6"/> <input type="text"/>
	<input type="text" value="2"/> <input type="text"/>		<input type="text" value="7"/> <input type="text"/>
	<input type="text" value="3"/> <input type="text"/>		<input type="text" value="8"/> <input type="text"/>
	<input type="text" value="4"/> <input type="text"/>		<input type="text" value="9"/> <input type="text"/>
	<input type="text" value="5"/> <input type="text"/>		<input type="text" value="10"/> <input type="text"/>