

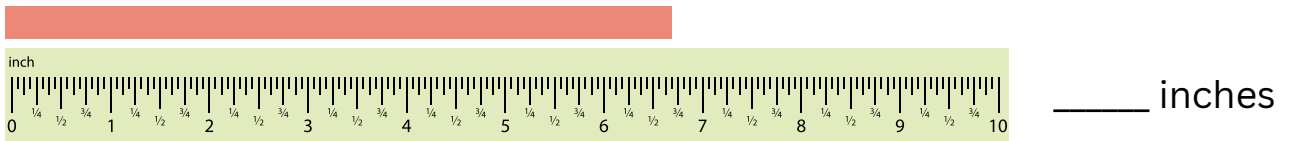
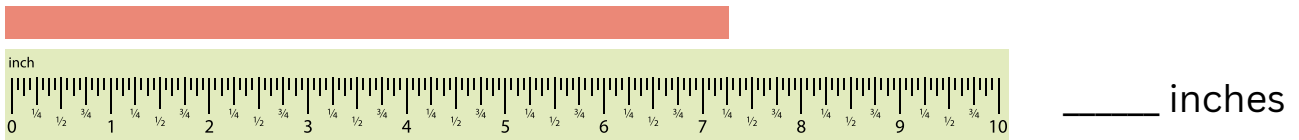
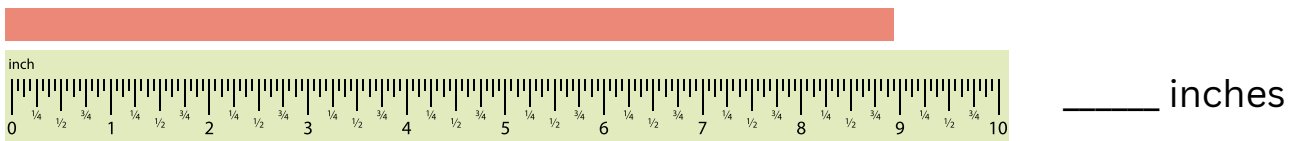
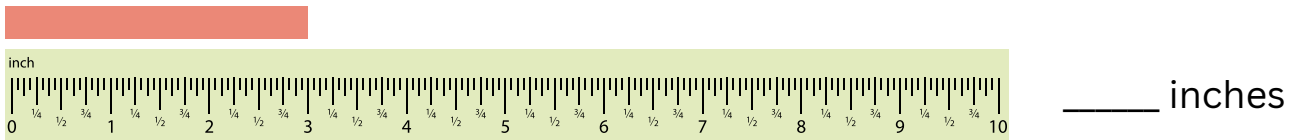
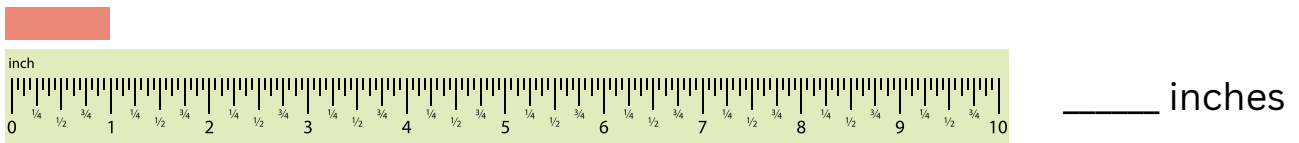
READING A TAPE MEASURE WORKSHEET

Name: _____ Date: _____

Grade Level: Elementary / Beginner

Topic: Measurement Skills

Write the number of inches shown by the arrow on the tape measure.



Real-World Measurement Practice

Instructions: Use a real tape measure or ruler. Measure the following items at home or in class and record your answers in inches (include fractions if needed).

1. Width of a notebook = _____
2. Height of your water bottle = _____
3. Length of a pencil = _____
4. Width of your math textbook = _____